



Housings for Frame Installation



- ▶ Surface-mount or installation in 482.6 mm (19") racks
- ▶ Modular system

Housings for Frame Installation are fitted in suitable mounting frames and can be swiveled to the front for installation and service. The mounting frames are screwed to the wall surface and accommodate the pre-cablings.

As an alternative to the surface-mounted version, installation in 482.6 mm (19") racks with special installation kits is also possible.

12 V/45 Ah batteries can be used in the frame installation housing.

The modular system makes it easy to extend the facility.

Functions

Housing designs and combinations

Two Housings for Frame Installation are available as the basic unit:

- CPH 0006 A (for 6 modules) or
- MPH 0010 A (for 10 modules)

These housings can accommodate an MPC operating and display unit with panel controller.

Basic housings CPH 0006 A and MPH 0010 A can be extended with the following equipment to meet individual requirements:

- EPH 0012 A Extension housing for an additional 12 modules, frame installation

- Power supply housings PSF 0002 A or PMF 0004 for two or four 12 V/45 Ah batteries respectively and an additional power supply
- USF 0000 A Universal housing small, frame installation.

Mounting frame

All mounting frames have integrated terminal blocks for the mains supply, integrated junction boards, as well as permanently-installed cable ducts to facilitate clear and tidy cable routing.

Mounting frames are available in three sizes:

- FBH 0000 A Mounting frame large
- FMH 0000 A Mounting frame medium
- FSH 0000 A Mounting frame small

The large mounting frame is also available in a design with a distributor rail compliant with EN 500022 (not for use in Germany):

- FHS 0000 A Mounting frame large with distributor rail

The housings for frame installation require the following mounting frames for surface-mounted version:

Housing type	Mounting frame
CPH 0006 A	FBH 0000 A/FHS 0000 A
MPH 0010 A	FBH 0000 A/FHS 0000 A
EPH 0012 A	FBH 0000 A/FHS 0000 A
PSF 0002 A	FSH 0000 A

Housing type	Mounting frame
PMF 0004 A	FMH 0000 A
USF 0000 A	FSH 0000 A

Mounting plate

An HMP 0003 A Mounting plate can be mounted in large mounting frames FBH 0000 A and FHS 0000 A; this mounting plate can be individually equipped. The mounting bore holes for the components must be drilled on-site by the customer.

Equipment limits

Installation option and maximum number of:

- Modules
- Panel rails (short PRS 0002 A, long: PRD 0004 A)

Housing type	Modules	PRS 0002 A	PRD 0004 A
CPH 0006 A	6	1	1
MPH 0010 A	10	1	2
EPH 0012 A	12	-	3
PSF 0002 A	-	-	-
PMF 0004 A	-	-	-

Installation option and maximum number of:

- MPC operating and display unit with panel controller
- UPS power supplies
- Batteries

Housing type	MPC	UPS power supplies	Batteries
CPH 0006 A	1	1	2 x 45 Ah
MPH 0010 A	1	-	-
EPH 0012 A	-	-	-
PSF 0002 A	-	1	2 x 45 Ah
PMF 0004 A	-	1	4 x 45 Ah

A power supply bracket for a UPS power supply is fitted ex-works in housing units CPH 0006 A, PSF 0002 A and PMF 0004 A.

The USF 0000 A comes with an HMP 0002 A Mounting plate long and can be equipped according to individual requirements.

Rack installation kit for 482.6 mm (19") racks

There are special installation kits available for installation in 482.6 mm (19") racks:

Housing type	19" Rack Installation Kit
CPH 0006 A	FRB 0019 A
MPH 0010 A	FRB 0019 A
EPH 0012 A	FRB 0019 A
PSF 0002 A	FRS 0019 A
PMF 0004 A	FRM 0019 A
USF 0000 A	FRS 0019 A

If 19" Rack Installation Kits are used, mounting frames are not required.

Front doors

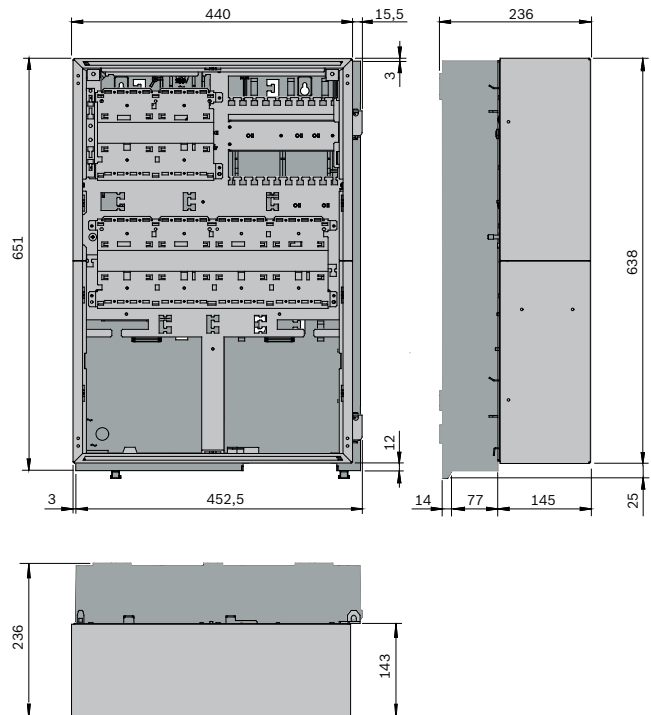
Alternatively, the housings CPH 0006 A, MPH 0010 A and EPH 0012 A can be equipped with transparent front doors made from impact resistant plastic with each door each having a lock on the left or right:

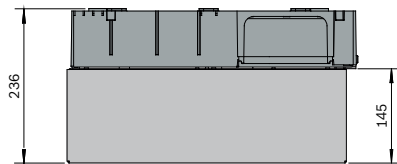
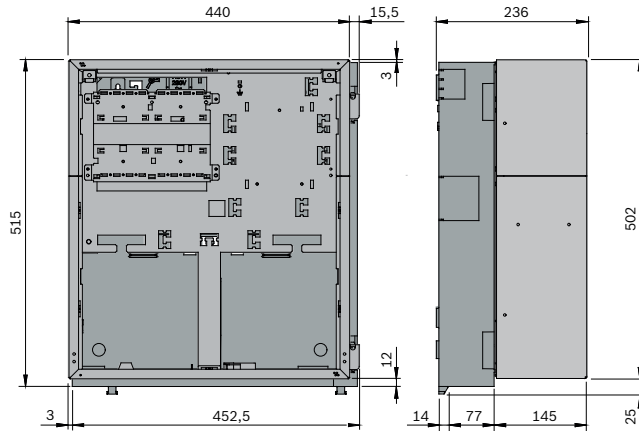
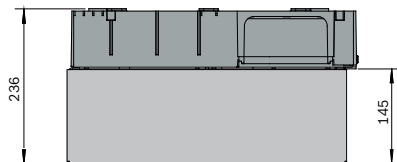
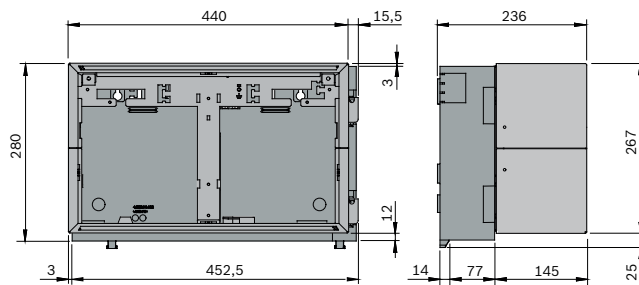
- FDT 0000 A Front Door Transparent, lock right side
- FDT 0003 A Front Door Transparent, lock left side

Installation/Configuration Notes

- All mounting frames have an opening for cable bushings; the opening is closed with an insert. Pre-formed cable routes can be created from the insert.
- At least 230 mm free space is required on the right next to the last housing; this space is for swiveling out the attached housing for connection, maintenance, and service.
- The Mounting Frames FBH 0000 A and FHS 0000 A are equipped with an earth bar.
- For the Mounting Frame Medium FMH 0000 A the Earth Bar FPO-5000-EB can be ordered as accessory if necessary.

Installation dimensions of CPH 0006 A, EPH 0012 A and MPH 0010 A:



Installation dimensions of PMF 0004 A:**Installation dimensions of PSF 0002 A and USF 0000 A:****Parts Included**

Type	Qty.	Components
CPH 0006 A	1	Housing, painted sheet steel
	1	Power supply bracket
	1	Cable set for battery connection
MPH 0010 A	1	Housing, painted sheet steel
EPH 0012 A	1	Housing, painted sheet steel
PSF 0002 A	1	Housing, painted sheet steel
	1	Power supply bracket
	1	Cable set for battery connection
PMF 0004 A	1	Housing, painted sheet steel
	1	Power supply bracket
	1	Cable set for battery connection
USF 0000 A	1	Housing, painted sheet steel
	1	Mounting Plate

Technical Specifications**Mechanics**

Housing material	Sheet steel, painted
Housing color	Slate gray, RAL 7015 Front: anthracite gray, RAL 7016

Dimensions

• CPH 0006 A, MPH 0010 A and EPH 0012 A	Approx. 638 x 440 x 145 mm
• PMF 0004 A	Approx. 502 x 440 x 145 mm
• PSF 0002 A and USF 0000 A	Approx. 267 x 440 x 145 mm

Dimensions, incl. mounting frame

• CPH 0006 A, MPH 0010 A and EPH 0012 A	Approx. 653 x 456 x 236 mm
• PMF 0004 A	Approx. 527 x 456 x 236 mm
• PSF 0002 A and USF 0000 A	Approx. 292 x 456 x 236 mm

Weight

• CPH 0006 A and MPH 0010 A	Approx. 12.5 kg
• EPH 0012 A	Approx. 13.2 kg
• PMF 0004 A	Approx. 11.4 kg
• PSF 0002 A and USF 0000 A	Approx. 6.4 kg

Ordering Information**CPH 0006 A Modular Panel Housing for 6 Modules, Frame Installation** **CPH 0006 A**

for surface-mounting or installation in 482.6 mm (19") racks

MPH 0010 A Modular Panel Housing for 10 Modules, Frame Installation **MPH 0010**

for surface-mounting or installation in 482.6 mm (19") racks

EPH 0012 A Extension Housing for 12 Modules, Frame Installation **EPH 0012 A**

for surface-mounting or installation in 482.6 mm (19") racks

USF 0000 A Universal Housing Small, Frame Installation **USF 0000 A**

comes with mounting plate, for surface-mounting or installation in 482.6 mm (19") racks

PSF 0002 A Power Supply Small, Frame Installation **PSF 0002 A**

for surface-mounting or installation in 482.6 mm (19") racks

PMF 0004 A Power Supply Big, Frame Installation **PMF 0004 A**

for surface-mounting or installation in 482.6 mm (19") racks

Accessories**FBH 0000 A Mounting Frame Large** **FBH 0000 A**
required for housing CPH 0006 A, MPH 0010 A and EPH 0012 A, with earth bar**FMH 0000 A Mounting Frame Medium** **FMH 0000 A**
required for housing PMF 0004 A**FSH 0000 A Mounting Frame Small** **FSH 0000 A**
required for housing PSF 0002 A and USF 0000A**FHS 0000 A Mounting Frame Large with Distributor Rail** **FHS 0000 A**
as per EN 500022, usable for housing CPH 0006 A, MPH 0010 A and EPH 0012 A**HMP 0003 A Mounting Plate for Mounting Frame** **HMP 0003 A**
usable with FBH 0000 A and FHS 0000 A**RLE 0000 A Junction Board EU** **RLE 0000 A**
Comes with 2 D-SUB connectors, 9-pin**FRB 0019 A 19" Rack Installation Kit, Large** **FRB 0019 A**
used for Modular Panel Housings, Frame Installation, CPH 0006 A, MPH 0010 A and EPH 0012 A**Ordering Information****FRM 0019 A 19" Rack Installation Kit, Medium** **FRM 0019 A**

used for the PMF 0004 A Power Supply Medium, Frame Installation

FRS 0019 A 19" Rack Installation Kit, Small **FRS 0019 A**

used for Frame Installation Housings PSF 0002 A and USF 0000 A

FDT 0000 A Front Door Transparent **FDT 0000 A**
Lock right side**FDT 0003 A Front Door Transparent** **FDT 0003 A**
Lock left side**FDP 0001 A Dummy Cover Plate** **FDP 0001 A**
For available module slots

Americas:
Bosch Security Systems, Inc.
130 Perinton Parkway
Fairport, New York, 14450, USA
Phone: +1 800 289 0096
Fax: +1 585 223 9180
security.sales@us.bosch.com
www.boschsecurity.us

Europe, Middle East, Africa:
Bosch Security Systems B.V.
P.O. Box 80002
5600 JB Eindhoven, The Netherlands
Phone: +31 40 2577 284
Fax: +31 40 2577 330
emea.securitysystems@bosch.com
www.boschsecurity.com

Asia-Pacific:
Robert Bosch (SEA) Pte Ltd, Security Systems
11 Bishan Street 21
Singapore 573943
Phone: +65 6258 5511
Fax: +65 6571 2698
apr.securitysystems@bosch.com
www.boschsecurity.com

Represented by